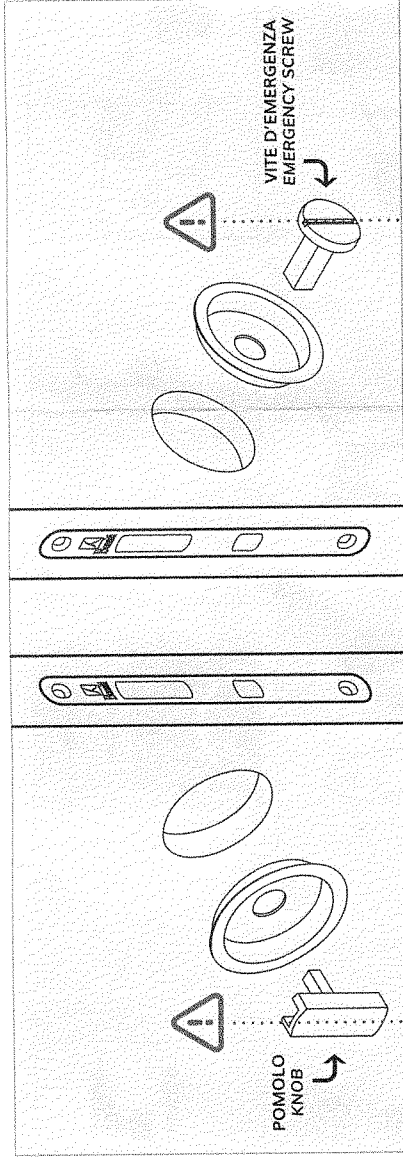
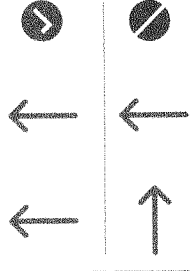


**EASY**

## INSTALLAZIONE DEL KIT / KIT INSTALLATION



ALLINEAMENTI CORRETTI  
CORRECT ALIGNMENTS



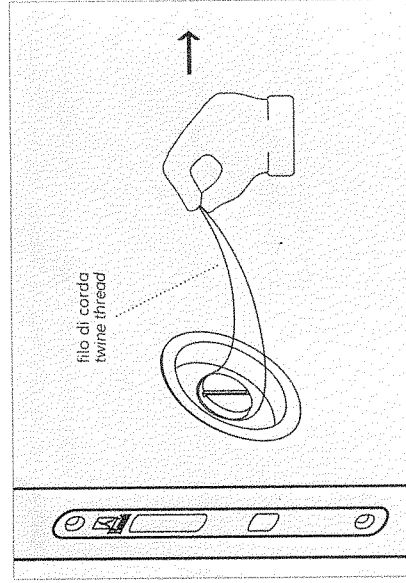
### ATTENZIONE

Per eseguire il montaggio del KIT EASY a regola d'arte, il pomolo e la vite d'emergenza devono essere allineati in verticale e devono essere avvicinati contemporaneamente.

### WARNING

To carry out the fitting of the KIT EASY to perfection, the knob and the emergency screw must be aligned vertically and must be approached simultaneously.

## SMONTAGGIO DEL KIT / KIT REMOVAL



Per smontare il KIT EASY bisogna avvolgere un filo di corda (non in dotazione) intorno alla vite d'emergenza e tirare.

In order to remove the KIT EASY, you have to wrap a twine thread (not supplied) around the emergency screw and pull.

010659010